



Stand-Alone Logic Analyzer

Leaptronix LA-2025/LA-2050

LOGIC ANALYZER

LA-2025/LA-2050

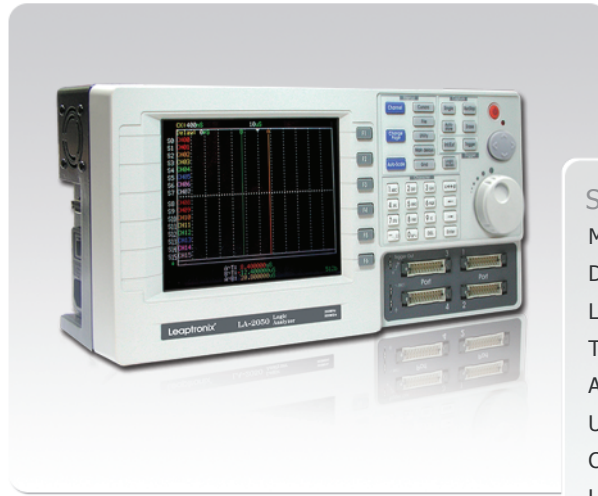
Stand-Alone Logic Analyzer Series /Provide the best measurement solution/

Introduction

The LA Series help minimize your project risk by providing the most reliable, accurate data capture and the most complete view of system behavior. These products are ideally suited for you on hardware/software debug, parametric and mixed signal testing and complex debugging. Moreover, their compact size and ability to connect to a PC makes them an ideal solution for use at remote sites.

Features

- External(synchronous) and internal (asynchronous) capture: Offer a more convenient environment for engineers.
- Provide three sets searching data functions and six cursor marks. The timing of each cursor mark to the trigger can be shown.
- Binary code and hexadecimal List mode (State) display
- Able to save the measuring data and waveform completely in stand-alone mode.
- Offers I²C, SPI, UART etc. signal decode function on PC based.
- Provide various signal trigger and capture: Pattern/Edge/AND/OR, four kinds of trigger modes.
- Pre-trigger, post-trigger, 3 level trigger and continued-trigger functions make user operate more easily.
- Bus analysis and glitch capture function. 2M Bytes~4M Bytes long memory depth; each CH memory depth is up to 512Kbits~1Mbits.
- The adjustable sample rate size can be set by users, which avoid capture time too long.
- Provide "Trigger Counter" and "Pulse Wide Trigger" function
- High-speed Zoom In/Zoom Out technique Smart software provides text file for saving the Binary Code of waveform, which loads MATLAB easily.
- Compact, portable for engineers' carry out debugging.
- 5.6 inch TFT color LCD display.
- USB 2.0 interface for PC-base function, which can connect with PC for user to save, analyze, view and printout.



Standard Accessories

- Main Unitx1
- Data Podx4
- Lead Setx4
- Test Probex36
- AC power cordx1
- User Manualx1
- CD-ROMx1
- USB Cablex1

Simple Specification

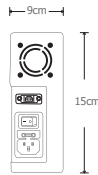
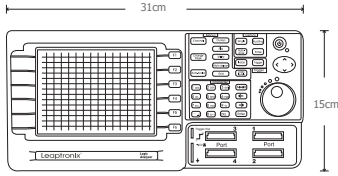
Timing	250MHz/500MHz
State	200MHz
Bandwidth	200MHz
Channels	32CH
RAM Size	2~4MBytes
Storage Depth per Channel	512K/1Mbits x 32CH
Maximum Input Voltage	±30V
Threshold Range	-4V ~ +4V
PC OS:	Win-98/2k/XP, Vista 32
Data Skew (Channel to Channel)	1/2ns typical(4ns Max)
Interface Standard	USB 2.0
AC-In	AC:90~240V/50~60Hz
Temperature	0°C ~ 45°C
Dimension	31(W) x 15(H) x 9(D)cm
Net Weight	3.8kg



Stand-Alone Logic Analyzer

Leaptronix LA-2025/LA-2050

LA-2025/LA-2050 Stand-Alone Logic Analyzer Specifications



Specification	LA-2025	LA-2050
Timing Analysis	250MHz/Max(4ns)	500MHz/Max(2ns)
State Analysis	200MHz(Max)	200MHz(Max)
Bandwidth	200MHz	200MHz
Channels	32CH	32CH
Data Skew(Channel to Channel)	2ns typical, ± 4 ns Max	1ns typical, ± 2 ns Max
PC-Link Interface	USB 2.0	USB 2.0

Memory

RAM Size	2M Bytes	4M Bytes
Storage Depth per Channel	512Kbits x 32CH	1Mbits x 32CH

Trigger

Condition	Pattern/Edge/AND/OR	Pattern/Edge/AND/OR
Channels	32CH	32CH
Pre/Post Trigger	YES	YES
Trigger Levels	3 (Edge or Pattern)	3 (Edge or Pattern)
Continue Trigger	YES	YES
Trigger out	YES (TTL Level)	YES (TTL Level)
Trigger Counter	1~255	1~255
Pulse Width Trigger	YES	YES
Bus Analysis	YES	YES
Glitch Capture	4ns	2ns

Threshold Range

Range	-4V ~ +4V	-4V ~ +4V
Accuracy	± 50 mV	± 50 mV
Maximum Input Voltage	± 30 V	± 30 V
Impedance	100K Ω shunted by ≈ 10 pF	100K Ω shunted by ≈ 10 pF

Power

Power Source	AC:90~240V, 50~60Hz	AC:90~240V, 50~60Hz
Power Dissipation	18W	18W
Max Power Dissipation	20W	20W

Temperature

Operating	0°C ~ 45°C (41°F ~ 113°F)	0°C ~ 45°C (41°F ~ 113°F)
Storage	-40°C ~ 75°C (-56°F ~ 167°F)	-40°C ~ 75°C (-56°F ~ 167°F)

Dimension

W x H x D	31cm x 15cm x 9cm	31cm x 15cm x 9cm
Net Weight	3.8kg	3.8kg

Marketed & Supported by-

Nvis Technologies Pvt. Ltd.

141-A, Electronic Complex, Pardesipura, Indore-452010, India.

© +91-731-4211500, ✉ info@nvistech.com, 🌐 www.NvisTech.com

Subject to change - Version 2.0